


Kids' Guide: Another Wonderland

MUSEUM
OF THE
CITY
OF THE
NEW YORK



Ages 5+

In-gallery &
Take-home
Activities

Welcome!

Abram August Champanier (1896–1960) was an artist with an incredible imagination. He is known for creating murals and wallpaper with vibrant scenes, characters, and symbols.

When Abram Champanier painting this mural in the 1950s, there were no TVs, iPads, or video games for children to entertain themselves. In 1935, he was hired to create a mural for the children's ward of Gouverneur Hospital in Manhattan's Lower East Side neighborhood. His mural created an opportunity for children who were sick to imagine themselves visiting some of New York City's most famous destinations.

The main character of his work, Alice, is inspired by Lewis Carroll's story *Alice in Wonderland*. In Champanier's work, Alice is taken on an adventure around New York City by Fabzio, a character Champanier created, who shows her some of the places that make the city special.

40 years after the mural was created, the hospital was abandoned, and the mural risked being destroyed. Art lovers who saw the beauty in the mural came together to prevent Champanier's hard work from being erased. Thanks to their effort, and the work of many art enthusiasts and conservators, we can enjoy this mural today.



Using This Guide

This kids' guide includes 6 activities to complete in the gallery and at home. Grab a pencil and follow the prompts to look closely, share ideas, and create your own artworks in response to this exhibition.

Art Enthusiast Agreement

Do you love art? That makes you an art enthusiast! These artworks are almost 100 years old. Let's work together to keep them safe. Before heading into the gallery, **write a checkmark in the box** to show your agreement.

- I will use my eyes, mind, and voice to explore the artwork.
- I will keep my hands near my body while in the gallery.
- I will walk in the gallery.

Deep Dive: Original artworks are highly sensitive to oil and light. Our fingers naturally produce oil and carry dirt from the things we touch, which can damage artworks over time.



Mix and Match: Destination Wonderland

“Come Alice!” said Fabzio. “I’ll show you another wonderland—New York.”

Search the gallery to find these 5 iconic places Fabzio includes in Alice’s adventure. **Draw a line to connect the image to its destination.** Go to the answer key on page 12 to learn more about the destination.



Empire State Building

Subway

Coney Island
(an amusement park)

New York Public Library
Main Branch

Normandie (a ship)

All images from Abram August Champanier's *Alice of Wonderland Visiting New York, 1938–40*, NYC Health + Hospitals Arts in Medicine Collection unless otherwise noted.

Search and Find: Central Park Zoo

Spot the characters in this scene from the Central Park Zoo. **Circle** them when you find them.



That night they met at Central Park Zoo. One by one they bowed before the Queen. The cat brought a fiddle, the canary a viola, the rabbit his bull fiddle, the Mad Hatter an accordion, the Dodo a banjo, the Robot a bass drum, the mouse a saxophone, Bobo a trap drum, Toto his fife, Jojo the french horn and Hoko a flute. When they were seated Fabio picked up the baton and conducted Haydn's Toy Symphony to everyone's delight. "Bravo!" howled the Queen.

- A bandleader
- Someone doing a headstand
- A red robe with yellow polka dots
- A heart

- 4 party hats
- Jack in the Box
- A rooster
- A clock

- An owl
- A cat playing a viola
- A soldier

Close Looking Challenge

Artists carefully use colors, shapes, and lines to communicate with their audience. Colors, shapes, and lines help us to see movement, emotion, and form.



Choose one artwork you enjoy. Set a timer for 5 minutes and answer the questions below with as much detail as you can. How does looking at one artwork for a long time change your experience? What would you have missed if you looked at this quickly?

What **colors** do you see? Describe them.



What **shapes** do you see? Sketch them.



What **lines** do you see? Draw an example from the mural.

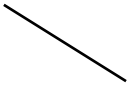
Thin



Thick



Diagonal



Horizontal



Vertical



Zig zag



Wavy



Curved



Subway: Then and Now

Champanier uses imaginary characters to explore real places and experiences in New York City. **Compare Alice's experience to your own experience riding the subway in New York City or another place.**



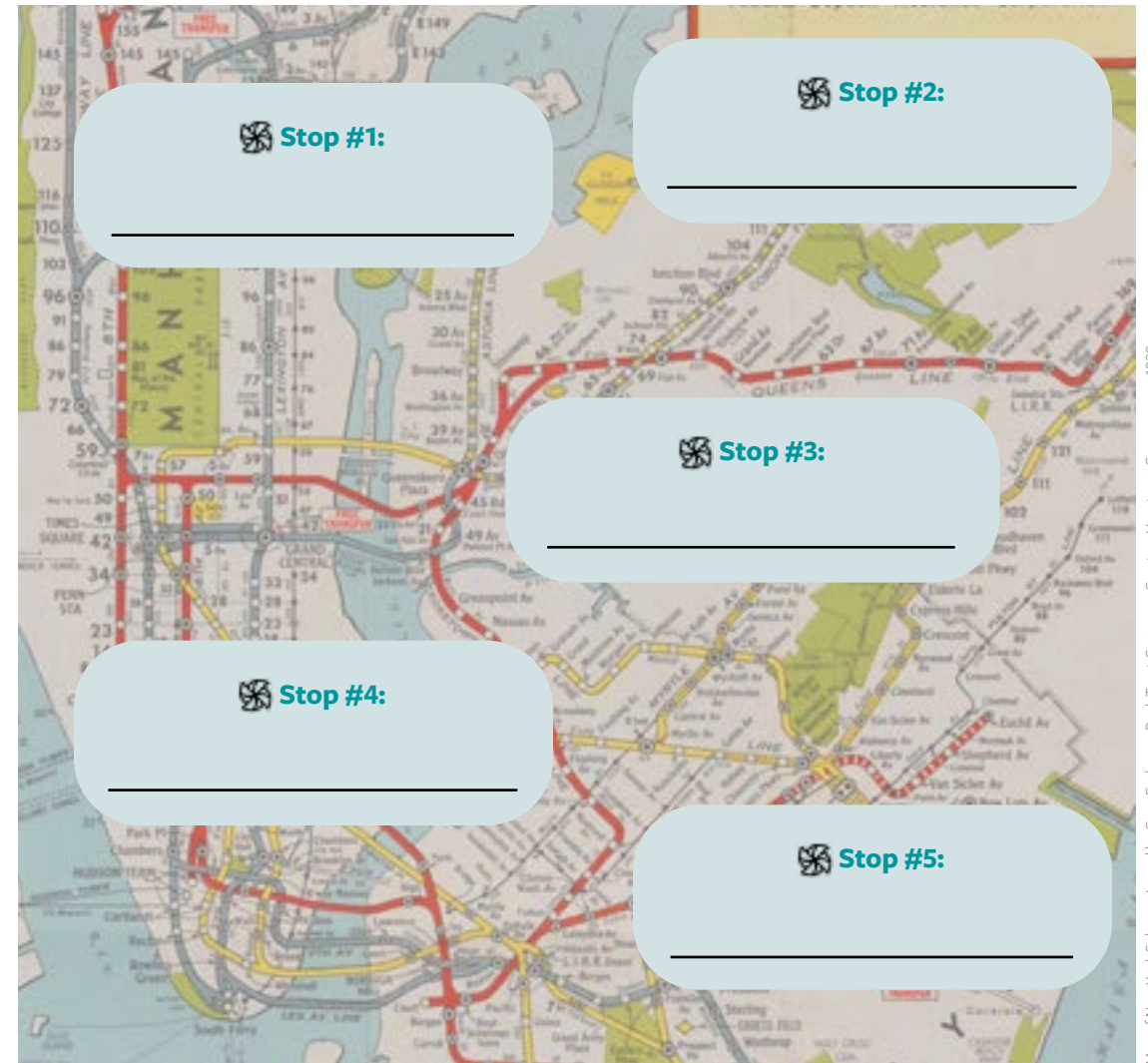
See: What do you see in this artwork?

Wonder: What do you wonder about this artwork?

Connect: How is the subway here different from trains or subways you have ridden?

Design Your Own Wonderland Route

Imagine you were taking Alice on an adventure around New York City in 5 stops or less. Where would you take her?



Connected Conversations: Ask a friend or grownup: Where's your favorite place to go in New York City? Tell me about a memorable experience you had there.

ANSWER KEY:

PAGE 5–Mix and Match: Destination Wonderland

1 – Subway; In 1935, New Yorkers paid 5 cents to ride the subway! There was no Metrocard or OMNY for riders to purchase their ticket.

2 - Empire State Building; Manhattan’s Empire State Building was the tallest building in the world for 40 years. It was less than 10 years old when Champanier created his mural!

3 – Coney Island; For 67 years, Brooklyn neighborhood Coney Island had an amusement park called Steeplechase that was known for its “Funny Face” logo. Families enjoyed rides like the Parachute Jump and El Dorado Carousel, in addition to an indoor pool and skating rink.

4- Normandie; When it was created, the SS Normandie was the largest and fastest ocean liner, which is a ship that travels across the ocean from one country to another. It carried almost 2,000 passengers and 1,300 workers. Almost 1 million New Yorkers went to the Hudson River piers to see the ship land on her first trip from France to New York City.

5 – New York Public Library Main Branch; Outside of the New York Public Library stand two sculptures known as The Library Lions. In the 1930s, Mayor Fiorello LaGuardia named them Patience and Fortitude to inspire New Yorkers who were living through a hard time known as the Great Depression.

Another Wonderland is made possible with leading support from the Laurie M. Tisch Illumination Fund. Special thanks to advocate, New York City Department of Cultural Affairs in partnership with the City Council. Thank you to sponsors, Bloomberg Philanthropies, The Knapp Family Foundation, M&T Bank, and New York State Council on the Arts, as well as to other generous donors.

Museum of the City of New York’s Family Programs are made possible, in part, by the Rochlis Family Foundation, The Eshe Fund, public funds from the New York City Department of Cultural Affairs in partnership with the City Council, and by the New York State Council on the Arts with the support of the Office of the Governor and the New York State Legislature.

Attend a program: For information on family programs, visit mcny.org/families.

Recycling: If you would like to return this guide when done for use again, please hand it back to one of the volunteers on the 1st floor at the volunteer desk.

Stay in touch: Learn more about our family programs at mcny.org/education.

